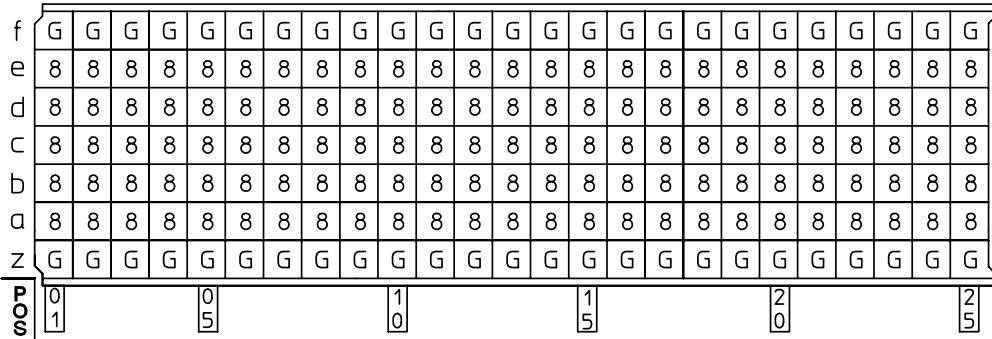


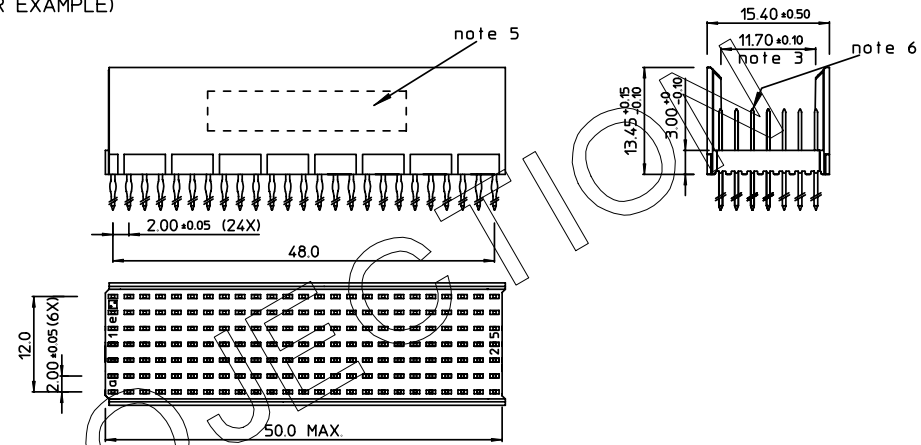
GEN. ST.	01	02	03	04	05	06	07	08	0D	50	60	70	80	90																	
INT. ST.	10	11	12	13	14	18	20	31	32	33	34	38	39	40	42	43	44	45	46	48	56	70	72	73	75	76	81	82	83	84	88

REV.	DATE	DESCRIPTION	BY	C'K'D'
A	2001-09-14	CONVERSION REVISION 02	KN	
B	2002-05-28	EC B20086	NF	
C	2005-10-21	105-0201	VIVEK	BKP
D	2006-08-09	106-0145	ALEX B	BKP

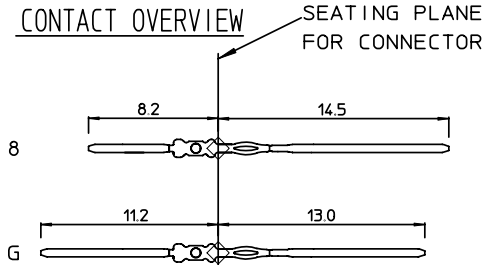
LOADING PATTERN MATING SIDE



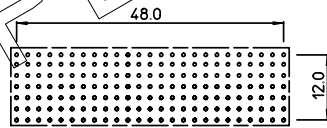
LOADED CONNECTOR ASSEMBLY (FOR EXAMPLE)



CONTACT OVERVIEW



LAY-OUT P.C.B.-HOLE



LEAD FREE INDICATOR : LF = LEAD FREE (DIGIT 15 & 16)

HM2P08PMJ1E5

PLATING CODE (DIGIT 13 AND 14)  
(REF DWG No. BS,C ,201844,003)

NOTES:

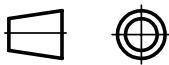
- 1. THIS PRODUCT IS CSA APPROVED.
- 2. THIS PRODUCT IS UL RECOGNIZED.
- 3. MEASURED AT THE BOTTOM.
- 4. MATERIAL CONTACT: PHOSPHORBRONZE  
HOUSING: CREAM WHITE GLASSFILLED POLYESTER UL-94V0
- 5. CONNECTOR PRINTED WITH P/N AND DATE CODE.
- 6. FOR ACTUAL CONTACT LOADINGS, SEE LOADING PATTERN MATING SIDE.
- 7. SHAPE OF CONNECTOR HOUSING CAN ALTER DEPENDING ON PRODUCTION LOCATION.
- 8. THE PRODUCT (LF) MEETS EUROPEAN UNION DIRECTIVES AND OTHER COUNTRY REGULATIONS AS DESCRIBED IN GS-22-008
- 9. FOR RECOMMENDED PTH DIMENSIONS REFER DRAWING : BS.A ,201572,001

EUROPEAN

1DEC ±0.2 2DEC ±0.1 ANGLES ±1°	<b>APPR.</b>	<b>DATE</b>	<b>SIGN.</b>
	DRAFT	2000-08-24	G.NYS
WE RESERVE THE RIGHT TO CHANGE DIMENSIONS OR REQUIREMENTS WITHOUT PRIOR NOTICE.	CHECKED		
	PROD. MGR.		
	PR. ENG. MGR.		
ALL DIMENSIONS IN MM	PR. MGT. MGR.		

LOADING PATTERN OVERVIEW	
CAT. No. HM2P08PMJ1E5----	
<b>FCI</b>	www.fciconnect.com
SCALE	

REFERENCES



THIS IS OUR EXCLUSIVE PROPERTY. IT IS NOT TO BE COPIED, REPRINTED OR DISCLOSED TO A THIRD PARTY, NOR USED FOR MANUFACTURING WITHOUT OUR WRITTEN CONSENT, AND HAS TO BE RETURNED TO US IN CASE OF NO USAGE. DIT IS ONZE EIGENDOM EN MAG NIET NAEMAAKT, HERDRUKT, OVERGEMAAKT AAN DERDEN, NOCH VOOR FABRICATIE GEBRUIKT WORDEN, ZONDER ONZE SCHRIFTELIJKE TOELATING. BIJ NIET GEBRUIK IS TERUGZENDING VERPLICHT.